



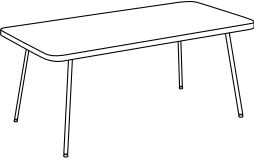


Zone

Model	Description
<p>ZONE ARMCHAIR</p> 	<p>Armchair with wooden armrests. Seat and back fully upholstered. Armchair frame made entirely of chrome circular tubing. Construction of the seat and back ensures comfort thanks to a high density and thickness of foam. Large selection of finishes as well as design make the chair suitable for all office spaces, and more.</p> <p>External dimensions: 643 × 650 mm Height: 800 mm Seat height: 460 mm</p>
<p>ZONE 2-SEATER SOFA</p> 	<p>2-seater sofa with wooden armrests. Seat and back fully upholstered. Armchair frame made entirely of chrome circular tubing. Construction of the seat and back ensures comfort thanks to a high density and thickness of foam. Large selection of finishes as well as design make the chair suitable for all office spaces, and more.</p> <p>External dimensions: 1300 × 650 mm Height: 800 mm Seat height: 460 mm</p>
<p>ZONE 2-SEATER SOFA</p> 	<p>When upholstered in leather, stitching is visible in the centre of the seat and back pad.</p> <p>External dimensions: 1300 × 650 mm Height: 800 mm Seat height: 460 mm</p>

Model	Description
<p>ZONE TABLE 55 × 55</p> 	<p>Table with melamine top (with rounded off corners) on metal chromium plated tubular legs. Forming a coherent whole when combined with the wooden armrests of the sofa.</p> <p>Table top dimensions: 550 × 550 mm</p> <p>External dimensions: 550 × 550 mm Height: 460 mm Table top thickness: 25 mm</p>
<p>ZONE TABLE 55 × 110</p> 	<p>Table with melamine top (with rounded off corners) on metal chromium plated tubular legs. Forming a coherent whole when combined with the wooden armrests of the sofa.</p> <p>Table top dimensions: 550 × 1100 mm</p> <p>External dimensions: 550 × 1100 mm Height: 460 mm Table top thickness: 25 mm</p>